



WE ARE LIBRARY PEOPLE®

Lingo shelving system





WE ARE LIBRARY PEOPLE®

Lingo

Nr. 1:

Wooden overlaying top (WT2)

Painted wooden panel (WP5)

Steel back frame

Steel shelf for backedge book support (S1)

Castor plate





WE ARE LIBRARY PEOPLE®

Lingo

Nr. 2:

- Wooden top shelf (WT1 double)
- Veneered wooden slat panel (WP2)
- Steel back frame
- Steel shelf for hanging book support (S2)
- Castor frame with visible castors





WE ARE LIBRARY PEOPLE®

Lingo

Nr. 3:

Wooden top shelf (WT1 full depth) and steel shelf for hanging book support (S4)

Veneered wooden panel (WP1)

Cross brace

Steel shelf for hanging book support (S3)

Adjustable feet with wooden plinth





WE ARE LIBRARY PEOPLE®

Lingo

Nr. 4:

Steel top shelf (ST2)

Painted wooden panel (WP1)

Cross brace

Steel shelf for hanging book support (S2)

Adjustable feet





WE ARE LIBRARY PEOPLE®

Lingo

Nr. 5:

Wooden overlaying top plate (WT2 freestanding)

Painted wooden panel (WP3)

Wooden back panel

Steel shelf for backedge book support (S1)

Adjustable feet





WE ARE LIBRARY PEOPLE®

Lingo

Nr. 6:

Steel top shelf (ST3)

Melamine wooden panel (WP1)

Wooden back panel

Steel shelf for hanging book support (S3)

Castor frame with hidden castors





WE ARE LIBRARY PEOPLE®


Lingo

Design options

DESIGN OPTIONS

STANDARD COLOURS AND FINISHES FOR STEEL COMPONENTS

PRICE GROUP 1 - SMOOTH FINISH (no surcharge)



PRICE GROUP 2 - SMOOTH FINISH (7% surcharge)



PRICE GROUP 2 - TEXTURED FINISH (7% surcharge)



DESIGN OPTIONS

STANDARD COLOURS AND FINISHES FOR WOODEN COMPONENTS

PRICE GROUP A - MELAMINE (no surcharge)



PRICE GROUP B - MELAMINE (10% surcharge)




DESIGN OPTIONS

STANDARD COLOURS AND FINISHES FOR WOODEN COMPONENTS

PRICE GROUP A - PAINTED (no surcharge except metallic and textured surfaces)



PRICE GROUP A - VENEER (no surcharge)



PRICE GROUP B - VENEER (20% surcharge)





SOFTLINE/SLIMLINE/FRONTLINE

SHELVING SYSTEM





WE ARE LIBRARY PEOPLE®

BUILT ON EXPERIENCE

Softline/Slimline/Frontline shelving systems are the culmination of years of experience and success

This flexible product concept has evolved over the years and its modular structure and large number of standard components ensure ideal room utilisation and intuitive accommodation of all relevant functions. In addition, the flexibility of the system allows for a variety of tailored solutions. Our design team is always ready to offer advice on functionality, furnishing and design.

For more product details and technical specifications on our standard offerings, please refer to our website www.wearelibrarypeople.com.

THREE SHELVING SYSTEMS – THREE DESIGN EXPRESSIONS

Softline, Slimline and Frontline shelving systems are all based on the same module structure. The main difference between the three systems is the design expression.



SOFTLINE

Softline comes with a 25 mm super elliptical shaped edging of solid wood. The distance between the front edge of the end panel and the front edge of the shelf is 26 mm.

Softline shelving system is delivered as standard with 22 mm thick end panels in light steamed beech veneer or birch veneer or in painted particleboard in any NCS or RAL colour.



SLIMLINE

Slimline comes with a 4 mm flat front edge of solid wood. The distance between the front edge of the end panel and the front edge of the shelf is 26 mm.

Slimline shelving system is delivered as standard with 22 mm thick end panels in light steamed beech veneer or birch veneer or in painted particleboard in any NCS or RAL colour.



FRONTLINE

Frontline end panel has a 4 mm flat front edge of solid wood. The distance between the front edge of the end panel and the front edge of the shelf is 5 mm.

Frontline is available in two standard versions with either 22 or 38 mm thick end panels. Top and bottom shelf for Frontline 38 is delivered as standard in 38 mm.

Frontline shelving system is delivered as standard in light steamed beech veneer or birch veneer or in painted particleboard in any NCS or RAL colour.





Kungsängen Public Library, Sweden

SOFTLINE SHELVING SYSTEM

Here are examples of projects with Softline shelving system. Visit www.wearelibrarypeople.com for more photos and inspiration.



Nes Public Library, Norway



Nes Public Library, Norway



WE ARE LIBRARY PEOPLE®



The French School, Stockholm, Sweden

SLIMLINE SHELVING SYSTEM

Here are examples of projects with Slimline shelving system. Visit www.wearelibrarypeople.com for more photos and inspiration.



Kongsberg Public Library, Norway



Malmö University, Sweden



Kongsberg Public Library, Norway



Mandal Public Library, Norway



Dokk1, Aarhus Public Library, Denmark

FRONTLINE SHELVING SYSTEM

Here are examples of projects with Frontline shelving system. Visit www.wearelibrarypeople.com for more photos and inspiration.



Aabenraa Public Library, Denmark



Kista Public Library, Sweden



Hjørring Public Library, Denmark



WE ARE LIBRARY PEOPLE®



Ordrup Display
Lyngby Public Library, Denmark

ADDITIONAL PRODUCTS

The assortment of the shelving systems is supplemented by a wide range of exciting and functional products such as our round shelving system, Frontline Square, Ordrup Display, Singles display shelf and storage, functional end panels, study tables and wooden browsers.

Please visit www.wearelibrarypeople.com for more inspiration.

With our library design we want to ensure optimal user experiences. We do this based on a standard range of high quality products and a constant focus on developing additional individual solutions, so that we can meet the changing library needs.



Integrated seating
Vallentuna Public Library, Sweden



Box browser
Vodskov Public Library, Denmark



Pull-out browsers
Tarnos Public Library, France



Sloping shelves and browsers
Tarnos Public Library, France



Work stations
Kenya International School, Kenya



Frontline Square
Rouvroy Public Library, France



Display end panels
Kiruna Public Library, Sweden



Cabinets
Kungsängen Public Library, Sweden



Singles
Dawe Public Library, Canada



FACTS

Product details

All three types of the shelving systems are available as single- and double-sided in a variety of standard heights, depths and widths. Use either a steel frame or wooden back panel to support the shelving, this makes it easy to add or remove shelving bays without disassembling the other bays. The shelving systems are easy to assemble and no special tools or expert assistance is required.

For the shelving systems we offer a wide range of functions: shelves for backedge book supports, shelves with hanging book supports, sloping shelves, corner shelves, magazine- and multimedia solutions, cabinets, browsers, castors and end panels with e.g. display option. In addition, we offer different kinds of lighting (shelves, top, LED etc.). By adding one or more of these functions it is possible to create a tailored shelving system that fits your library's specific needs.



SHELVES

- Horizontal and sloping
- Wood and steel
- With and without backedge

PANELS

- End panels in wood
- Display end panels in wood
- Steel back frame or wooden back panels (veneer, painted or melamine)

ACCESSORIES

- Castors
- Signage
- Lighting
- Book supports
- Display
- Browsers



DIMENSIONS

- Heights: 92/122/152/182/212 cm
- Depths: 25/30/40 cm
- Widths: 75/90/100 cm





EVA FOAM CUSHIONS & TROLLEYS





WE ARE LIBRARY PEOPLE®

EVA FOAM CUSHIONS

& TROLLEYS

Comfortable cushions for play and relaxation

Sit down, make yourself comfortable on the soft, velvety-like cushion and take a trip into fantasy land. The cushion is available in 2 designs and various colours and are ideal for use on the floor, benches, staircases etc.

Eva is made of EVA foam without any dangerous phthalates. The non-skid surface is soft, easy to clean and does not leave any marks on the floor.



EVA FOAM CUSHIONS SMALL

50 x Ø350 mm



Orange



Red orange



Brown

CUSHION TROLLEY

Trolley for transport and storage of cushions Ø350 mm.



EVA FOAM CUSHIONS LARGE

50 x Ø400 mm



Green



Dark green



Ocean blue

CUSHION TROLLEY

Trolley for transport and storage of cushions Ø400 mm.





WE ARE **LIBRARY PEOPLE**®

E36080 Book Carousel





WE ARE **LIBRARY PEOPLE**®



Items






WE ARE **LIBRARY PEOPLE**®



Step 1



Step 2





WE ARE **LIBRARY PEOPLE**®



Step 3



Step 4




Step 5



WE ARE **LIBRARY PEOPLE**®



Step 6



Step 7





SLIMLINE/FRONTLINE COURBE

SYSTÈMES DE RAYONNAGE





WE ARE LIBRARY PEOPLE®

SLIMLINE/FRONTLINE COURBE

SYSTÈMES DE RAYONNAGE

Créez de beaux rayonnages courbes dans votre bibliothèque

Le rayonnage courbe Slimline/Frontline ouvre un nouvel univers de présentation et de rangement des livres. Créez de petites zones de lecture ou des îlots spécialisés permettant aux lecteurs de s'isoler en agencant des cercles presque complets, ou mettez en place des vagues ouvertes un peu partout dans la bibliothèque.

Ce rayonnage courbe est une évolution du très populaire système de rayonnage Slimline/Frontline, un concept en évolution constante. Ce système de rayonnage permet un certain nombre de solutions standard, ainsi que des solutions individuelles personnalisées.

Les photos montrent les systèmes de rayonnage courbe Slimline/Frontline dans de nombreuses configurations créatives et parfois personnalisées. Pour consulter d'autres sources d'inspiration, nous vous invitons à vous rendre sur notre site Web, où vous pourrez découvrir nos dernières réalisations à travers le monde. Notre équipe commerciale professionnelle est prête à vous aider en répondant à toutes vos questions.



Créez des îlots permettant aux lecteurs de se plonger dans le monde des livres

WE
ARE
LIBRARY
PEOPLE®







SLIMLINE/FRONTLINE COURBE

SYSTÈMES DE RAYONNAGE

Détails du produit

Le rayonnage courbe en bois Slimline/Frontline est un rayonnage double face avec étagère supérieure recouverte. Il peut être composé de sections courbes uniquement, ou d'une combinaison de sections droites et courbes. Le rayonnage courbe est disponible en deux versions, 18 ou 26 degrés, montées sur roulettes ou sur pieds réglables. Veuillez noter que la hauteur du rayonnage est la même, qu'il soit monté sur pieds ou sur roulettes.

HAUTEUR

Disponible dans les hauteurs :

- 920 mm
- 1220 mm
- 1520 mm
- 1820 mm
- 2120 mm

LARGEUR

Slimline (une section) :

- 18° 965 mm
- 26° 1000 mm

Frontline (une section) :

- 18° 958.5 mm
- 26° 990.5 mm

DIAMÈTRE

Slimline :

- 18° (18 sections): 6029/4651 mm
- 26° (12 sections): 4349/2871 mm

Frontline :

- 18° (18 sections): 5987/4693 mm
- 26° (12 sections): 4307/3013 mm

PROFONDEUR

Slimline :

- 689 mm (2 x 300 mm - tablettes)

Frontline :

- 647 mm (2 x 300 mm - tablettes)

COULEURS

Les parties en bois peuvent être livrées en différentes finitions ou laquées dans la couleur de votre choix.

Les parties métalliques peuvent être peintes à la poudre dans la couleur de votre choix.

SLIMLINE/FRONTLINE

Trouvez l'inspiration parmi les autres produits de la gamme Slimline/Frontline :

- Rayonnage Frontline/Slimline
- Frontline Square
- Ordrup Square

DÉTAILS

Vous trouverez l'ensemble des spécifications techniques sur notre site Web :

www.bcinterieur.fr





60/30 Classic Steel Shelving System

DESIGN BCI





WE ARE **LIBRARY PEOPLE**®

60/30 CLASSIC STEEL SHELVING SYSTEM

Functional, flexible and aesthetic

The 60/30 Classic Steel Shelving System is our cantilever shelving offering and is the culmination of years of experience and success. This flexible product concept has evolved over the years and its modular structure and large number of standard components ensure ideal room utilisation and intuitive accommodation of all relevant functions.

In addition, the flexibility of the system allows for a variety of tailored solutions which our design team brings to life for each individual library.

Our broad range of components in the 60/30 Classic Steel Shelving System creates endless possibilities when designing your library. Single-sided, double-sided, wall mounted, end panels in different materials, shelves for different purposes, accessories and much more. And all this in any colour you may require.

For all product details and technical specifications on our standard offerings, please refer to our website www.lammhultslibrarydesign.com.



Ever since the start
80 years ago,
libraries have been
the heart of our business.
Today, we are proud
to call ourselves
library people.

WE ARE **LIBRARY PEOPLE**®







WE ARE LIBRARY PEOPLE®

INNOVATIVE LIBRARY DESIGN

Unique library solutions

Since 1929, we have been pioneering libraries of all kinds all over the world. Today, we deliver our experience, expertise and creativity with a flexible system of high-quality products. The result is innovative library design.

Flexible and minimalist design. Contemporary and sustainable solutions. Various design expressions. Fixed and mobile units. Combined display and storage. Integrated search stations and touch screens. We are true innovators of modern library design.



Libraries and their design are our passion and our mission. With commitment and curiosity, experience and expertise, we create innovative, expressive and functional solutions for the modern library.





WE ARE LIBRARY PEOPLE®

LIBRARY SPACE

We design the room around the user experience

We work with the library as a creative space where we add ideas, experience, competence, and of course furniture. Your project may be small or big, but our aspiration is always to make a better library that people will use and enjoy. Facilitated by our in-depth understanding of library functionality, new thinking is our foremost contribution.

Use zoning to create rooms and easy navigation. Integrate lighting, signage, graphics and other components for a seamless finish.

Encourage "quick picks" with inspiring displays. Create tempting reading areas and easy browsing with freestanding and integrated browsers.







FACTS

Product details

60/30 Classic Steel Shelving System is available in two strengths: 60/30 mm and 80/30 mm, referring to the dimensions of the upright (height/width). The wider construction of the 80/30 upright allows for a greater total weight and taller construction.

Uprights are available as single-sided, double-sided and for wall mounting.

DIMENSIONS (cm)

Heights - 60/30	122	152	182	212
Heights - 80/30	199	229	259	
Heights - wall strips*	112.5	142.5	172.5	202.5
Widths	75	90	100	
Depths	22.5	25	30	40

*Wall strips are drilled into the wall 9.5 cm above the floor.

PANELS

- End panels in wood, perforated steel or glass
- Display end panels in wood
- Back panels in wood or as pinboard with fabric
- London end panels and tops in wood or steel

FUNCTIONS

- Magazine display
- Storage
- Browsers
- Cabinets
- Work stations
- Audio visual
- Multimedia storage
- Seating

SHELVES

- Vertical, sloping and with wing profile
- Wood and steel
- With and without backedge

ACCESSORIES

- Castors
- Signage
- Lighting
- Book supports
- Display

COLOURS

The metal parts can be powder coated in any colour.

The wooden parts can be delivered in different wood veneers or lacquered in any colour.

60/30 SERIES

Get inspired by a broad series of solutions:

- Round steel shelving
- Expo display shelving
- Steel browsers
- Work table
- Space

See separate brochures for more information

DETAILS

See technical specifications on our website

www.lammhultslibrarydesign.com



60/30 Round Steel Shelving System

DESIGN BCI





WE ARE LIBRARY PEOPLE®

60/30 ROUND STEEL SHELVING SYSTEM

Functional, flexible and aesthetic

The 60/30 Round Steel Shelving System is part of the 60/30 Classic Steel Shelving System and is the culmination of years of experience and success. This flexible product concept has evolved over the years and its modular structure and the large number of standard components ensure ideal room utilisation and intuitive accommodation of all relevant functions.

In addition, the flexibility of the system allows for a variety of tailored solutions which our design team brings to life for each individual library.

60/30 Round Steel Shelving System is a unique shelving system that complements our classic straight shelving system. Use it as complete round shelving or use as a number of bays for a curved expression. Create private spaces for children or quiet reading areas. Enhance specific topics or simply add the round shelving to diversify a simple, straight interior design.

For all product details and technical specifications on our standard offerings, please refer to our website www.lammhultslibrarydesign.com.



Ever since the start
80 years ago,
libraries have been
the heart of our business.
Today, we are proud
to call ourselves
library people.

WE
ARE
LIBRARY
PEOPLE®







AREAS

SHARE SOLUTIONS

.LIBRARY PEOPLE®



Tm: 936 536 664 • Tel: 210 106 798

comercial@areaslda.pt - fleite@areaslda.pt

www.areaslda.pt

FACTS

Product details

60/30 Round Steel Shelving System is double-sided and available in two degrees: 26° and 18°.

HEIGHT

Available in heights:
122, 152, 182 and 212 cm.

DIAMETER

Complete installation

	26°	18°
No. of bays:	12	18
Outer:	432 cm	600 cm
Inner:	300 cm	468 cm

WIDTH

Per bay

26°:	92 cm
18°:	94 cm

DEPTH

66 cm (2 x 30 cm deep shelves)

ACCESSORIES

- Castors
- Signage
- Lighting
- Display

COLOURS

The metal parts can be powder coated in any colour

The wooden parts can be delivered in different wood veneers or lacquered in any colour

60/30 SERIES

Get inspired by a broad series of solutions:

- Classic steel shelving
- Expo display shelving
- Steel browsers
- Work table
- Space

See separate brochures for more information

DETAILS

See technical specifications on our website

www.lammhultslibrarydesign.com

